

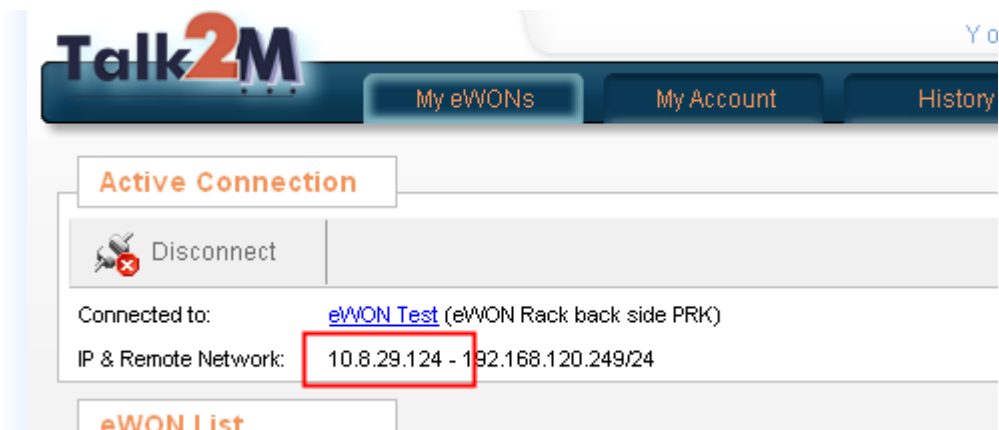
## Upgrade eWON firmware through Talk2M

If you need to upgrade the eWON firmware and you do not have a local access to the eWON, then you can also upgrade the firmware remotely.

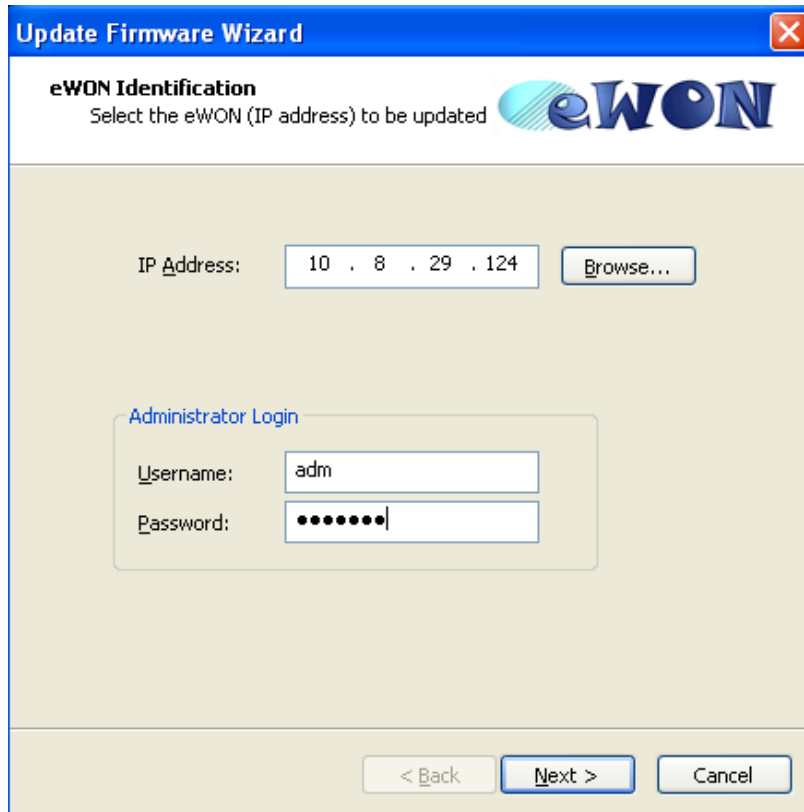
We recommend doing the upgrade at a time when others will not need remote access to the device and at a time when you are unlikely to experience power or communication disruptions.

To make the firmware upgrade you can use the eBuddy software as explained hereunder:

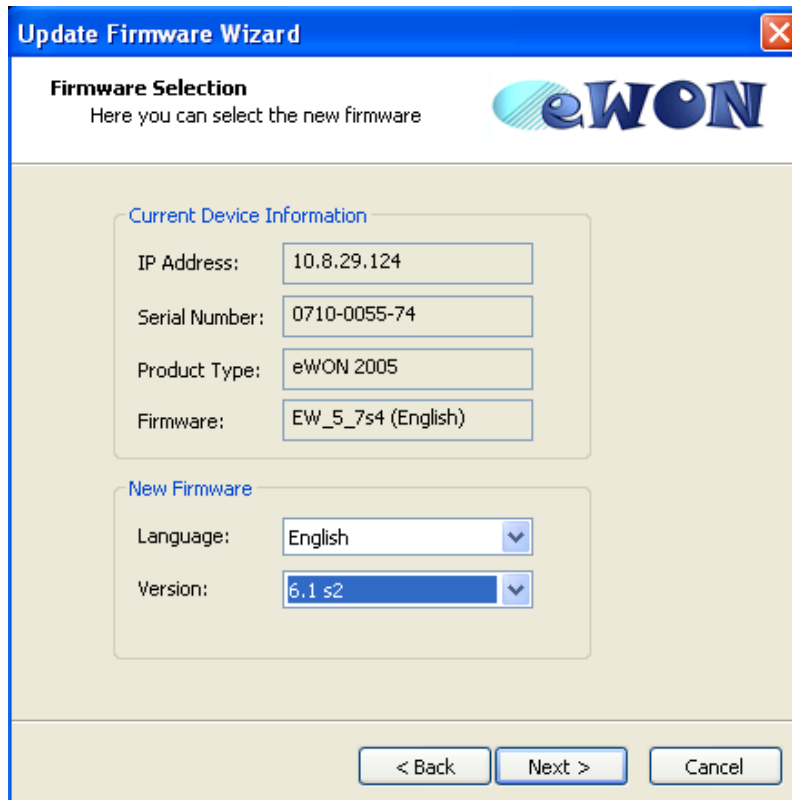
1. Connect to the eWON using your Talk2M account
2. Get the VPN IP address of the eWON:



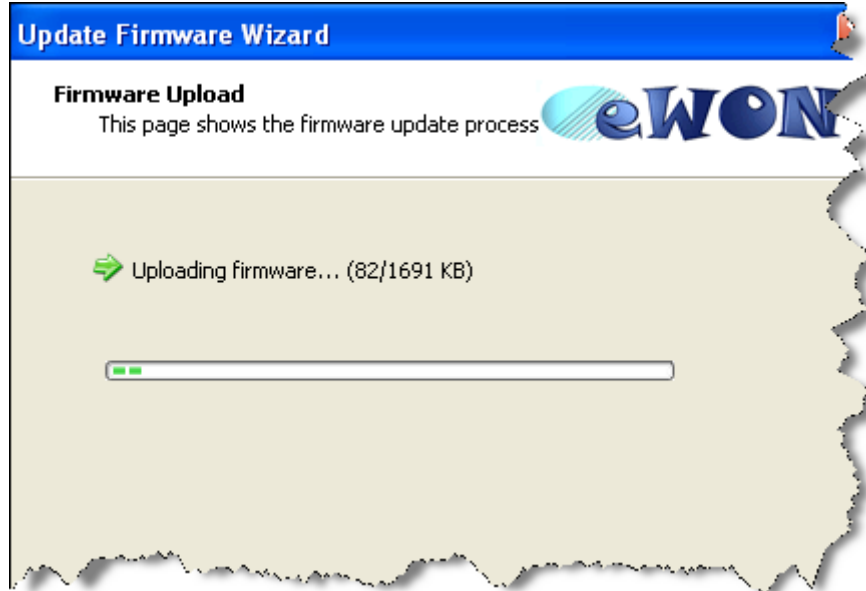
3. Open eBuddy and launch the "Upgrade firmware" wizard. Use the VPN IP address of the eWON.



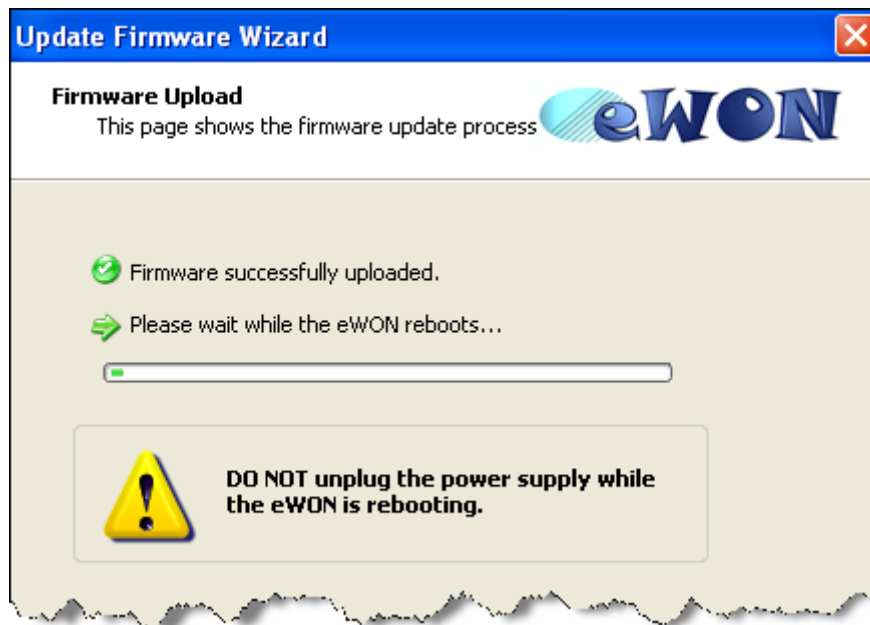
4. Select the firmware version and click on next.



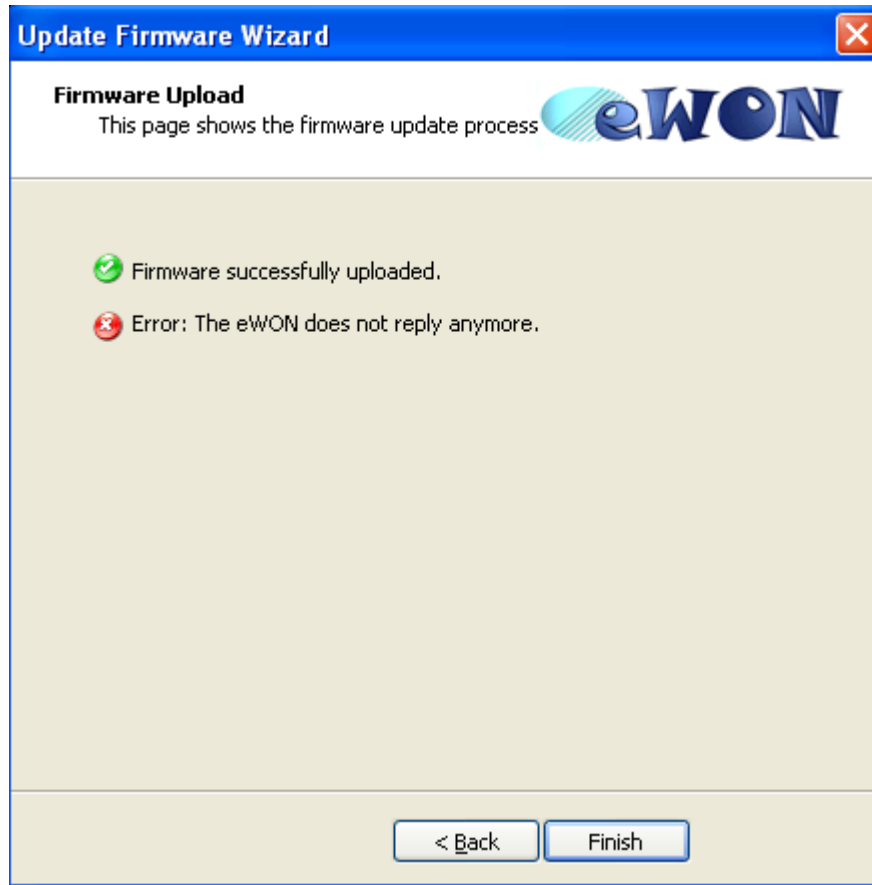
5. eBuddy will now download the firmware file on the eWON



6. Once the firmware uploaded eWON will start the upgrade process.



7. Due to the upgrade process eWON will disconnect from the Talk2M server. That's why the Upgrade firmware wizard will timeout indicating that the eWON does not reply anymore.



8. Connect again to the eWON using your Talk2M account.  
eWON should now have upgraded its firmware.

You can also follow the whole process with our hands-on video: [Updating eWON's firmware using eBuddy](#)



## Revision

### Revision History

Revision Level	Date	Description
1.0	11/05/2012	Creation of document

#### Document build number: 2

#### Note concerning the warranty and the rights of ownership:

The information contained in this document is subject to modification without notice. Check <http://wiki.ewon.biz> for the latest documents releases.

The vendor and the authors of this manual are not liable for the errors it may contain, nor for their eventual consequences.

No liability or warranty, explicit or implicit, is made concerning the quality, the accuracy and the correctness of the information contained in this document. In no case the manufacturer's responsibility could be called for direct, indirect, accidental or other damage occurring from any defect of the product or errors coming from this document.

The product names are mentioned in this manual for information purposes only. The trade marks and the product names or marks contained in this document are the property of their respective owners.

This document contains materials protected by the International Copyright Laws. All reproduction rights are reserved. No part of this handbook can be reproduced, transmitted or copied in any way without written consent from the manufacturer and/or the authors of this handbook.

eWON sa, Member of ACT'L Group